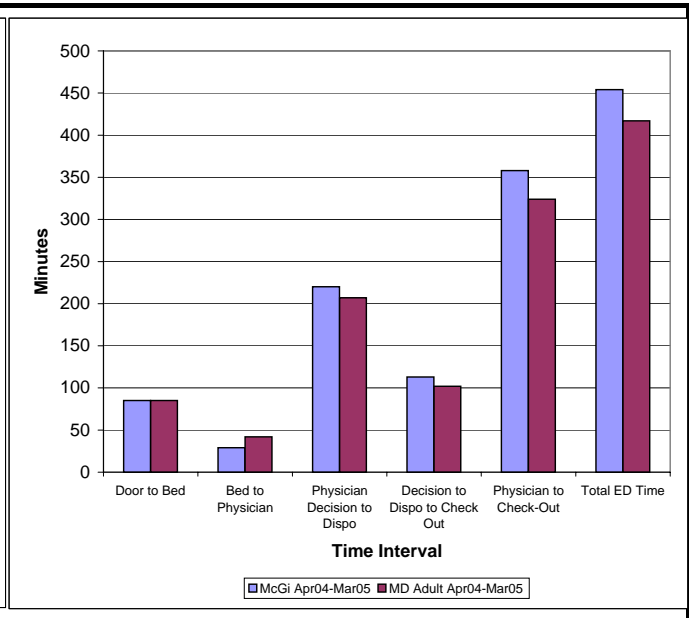
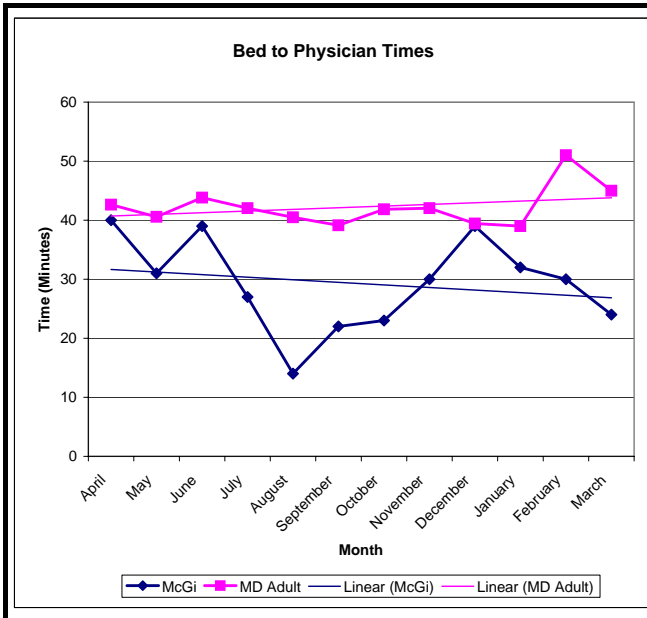
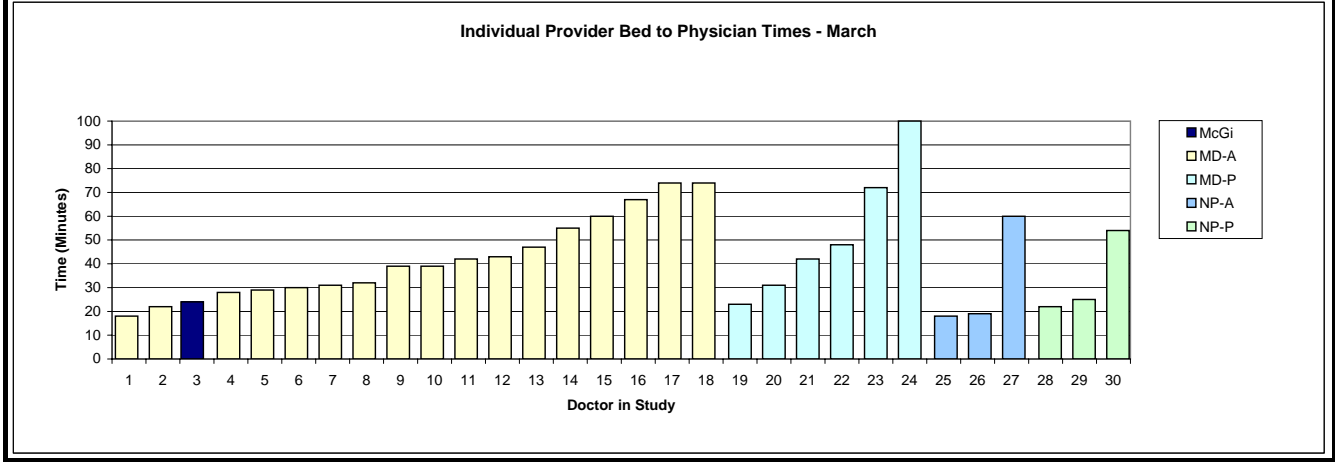


Physician Assessment Tool

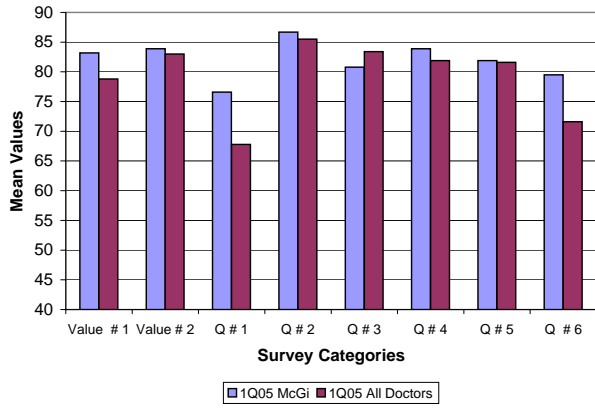
	March All Doctors	Short Term Goals	Departmental Goals Short Term Delta	Benchmark	Benchmark Delta
Bed to Physician	42	30	12	15	-27
Physician Decision to Admit	219	175	44	40	-179
Total ED Time	365	301	64	180	-185
Press Ganey Std. Overall	78.8	83.6	-4.8	87.6	-8.8
RVUs Per Hour Worked	3.57		3.57		3.57

McGi						
	March McGi	Mar MD Adult	Delta	McGi Apr04-Mar05	Benchmark	Personal Goals
Door to Bed	113	111	2	85		
Bed to Physician	24	45	-21	29	15	
Physician Decision to Dispo	220	210	10	220	40	
Decision to Dispo to Check Out	117	135	-18	113		
Physician to Check-Out	357	342	15	358		
Total ED Time	488	452	36	454	180	

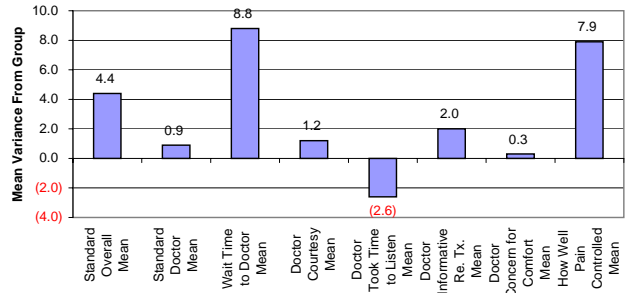


Physician Press Ganey Study

	Survey Category	#	1Q05 McGi	1Q05 All Doctors	Delta	Benchmark
Standard Overall Mean	Value # 1	33	83.2	78.8	4.4	87.6
Standard Doctor Mean	Value # 2	31	83.9	83.0	0.9	
Wait Time to Doctor Mean	Q # 1	31	76.6	67.8	8.8	
Doctor Courtesy Mean	Q # 2	30	86.7	85.5	1.2	
Doctor Took Time to Listen Mean	Q # 3	30	80.8	83.4	(2.6)	
Doctor Informative Re. Tx. Mean	Q # 4	31	83.9	81.9	2.0	
Doctor Concern for Comfort Mean	Q # 5	29	81.9	81.6	0.3	
How Well Pain Controlled Mean	Q # 6	28	79.5	71.6	7.9	



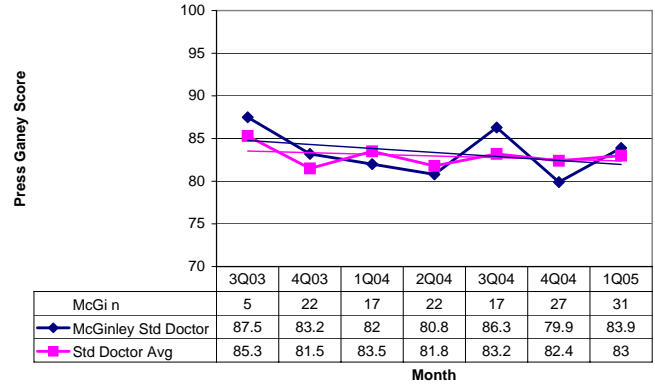
Patient Satisfaction Variance Doctor vs. Average



Patient Satisfaction Trends - Standard Overall



Patient Satisfaction Trends - Standard Doctor



McGi

	March McGi	March All MD Adult	Delta	McGi Apr04-Mar05	MD Adult Apr04-Mar05
Total RVUs	674			8465	
Hours Worked	124			1502	
RVUs Per Hours Worked	5.44	4.50	0.94	5.65	4.67

RVUs per Hour Worked

